


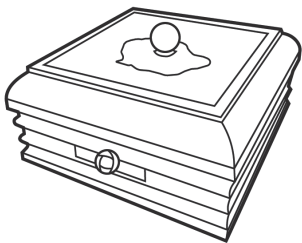
The Box of Delights



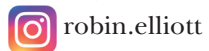
Enchanter's Edition

'I hoped that you would come, Master Kay, because other wolves are running. They're running after me, and they're running me very close. It's not me they want, it's my Box of Delights that you caught sight of at the inn. If I hand that to you, Master Kay, will you keep it for me, so that they don't get it?'

The Box of Delights
by John Masefield



User's Manual



Dear Boxer!


You have the box under your hand!

Will you keep it safe?

Now it's just a matter of showing you how to master its immense magical power!

The Box of Delights Enchanter's Edition
was made by Robin Elliott
www.robin-elliott.co.uk

① Turning on the Magic
On the bottom of the Box of the Delights you will find a small switch recessed in the base.

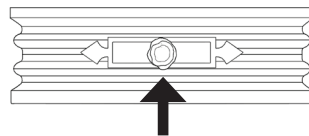


On Button

Push the button in the recess on the base of the box.

The box will indicate that it is active by emitting a pleasant magical sound.

② Operating the Rose Knob
Sitting centrally in the front of the box in a recess is a golden rose.
This controls the box.



Push Switch Inwards

Short press: Plays The Box of Delights theme music.

Long press: Plays a random sound and light effect

Random Effects

The box contains many interesting sounds and light effects. If the box is left switched on it will randomly select one of the effects to show you its magic!

The Effect List is:

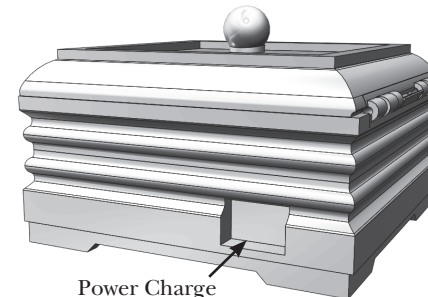
1. Box of Delights Theme
2. Time Travel
3. Tavern

4. Fairytale
5. Twinkle
6. Box Nowell
7. Tropical Jungle
8. Bird Song
9. Ancient Music
10. Void Space

Box of Delights Theme from the Carol Symphony
by Victor Hely-Hutchinson arranged and performed
by Steve Priest. All other music by Robin Elliott)

③ Power

At the side of the box there is a single micro USB port. This is for charging the internal battery pack.



Power Charge Socket

When the battery requires recharging the box will not operate correctly. Plug in the provided USB cable to the POWER CHARGE SOCKET ONLY. Recharging takes about 45 Mins. The box will operate for approximately 120mins on a full charge.

WARNING!

Do not leave charging adapter unattended whilst charging.

④ Care Instructions

The Box of Delights is bespoke made and care must taken to keep it in good working order.

DO NOT DROP
DO NOT LEAVE IN DIRECT SUNSHINE
DO NOT LEAVE ON OR NEAR A HEAT SOURCE
DO NOT GET WET OR DAMP

Cleaning - only use a soft clean cloth on the Box of Delights to keep the dust away.