


The Box of Delights




Artificer's Edition



User's Manual

'I hoped that you would come, Master Kay, because other wolves are running. They're running after me, and they're running me very close. It's not me they want, it's my Box of Delights that you caught sight of at the inn. If I hand that to you, Master Kay, will you keep it for me, so that they don't get it?'


The Box of Delights
by John Masfield



Dear Boxer!
You have the box under your hand!
Will you keep it safe?
Now it's just a matter of showing you how
to master its immense magical power!

1 Turning on the Magic
On the bottom of the Box of the Delights
you will find a small switch in the corner.

On Button



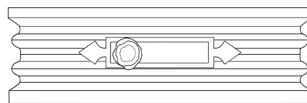
Push the button in the recess on the base
of the box.

The box will indicate that it is active by
blinking its lid light three times and also
emit a pleasant magical sound.

2 Operating the Rose Knob
Sitting centrally in the front of the box
in a recess is a golden rose. This controls
the box in six ways.

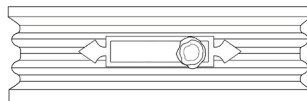
WARNING!
The Box of Delights is locked. It will only
open to those who know how the magic
works. Forcing it open will break the
delicate lock.

2a Slide Switch Left



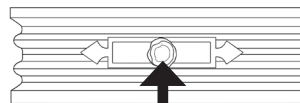
Short press: Go Swift!
Long press: Random effect

2 Slide Switch Right



Short press: Go Small!
Long press: Lock box

2c Push Switch Inwards



Short press: Opens The Box of Delights
Long press: Unlock Box

3 Random Effects

The box contains many interesting
sounds
and light effects. If the box is left
switched
on it will randomly select one of the
effects to show you its magic!

The Effect List is:
(Please note 2&3 are not part of the
random effects.)

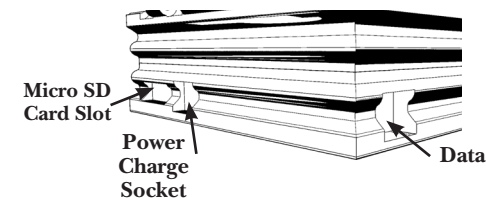
1. Box of Delights Theme
2. "Go Small"
3. "Go Swift"
4. Herne the Hunter
5. Celestial Bells
6. Magic Waterfall
7. Bells
8. Time Travel
9. Tavern
10. Glisten
11. Fairytale
12. Twinkle
13. Void Space
14. Angels
15. Jungle Drums
16. Ancient Music
17. Bird Song
18. Wind & Rain
19. Tropical Jungle
20. Thunderstorm
21. Box Nowell

(Thanks to freesound.org for providing the sound
effects especially users: InspectorJ, Simphoid,
Ralexpxd, DjIprojects, Slaking-97, DDMYZIK,
BOTPL, ERH, Thirsk. Box of Delights Theme from
the Carol Symphony by Victor Hely-Hutchinson
arranged and performed by Steve Priest. All other
music by Robin Elliott)

The microSD card that is supplied with the box
contains all of the above sound files.

4 Power

The back of the box has a single mini
USB port. This is for charging the
internal battery pack. You will also find a
micro SD card slot. A second mini USB
port on the left side of the box. This is
for Data only. From time to time there
will be firmware updates.



When the battery requires recharging the
box will not operate correctly. Plugging in
the charger will operate a red light by the
socket. When the light is blue the battery
is fully charged. You can see this via the
Micro SD Slot. The box will operate for
approximately 120mins on a full charge.

WARNING!

Power adapter must be attached to the
charge socket only! Do not leave charging
adapter unattended whilst charging.

5 Data

When updating the firmware attach the
USB cable to the Box of Delights and a
PC running Windows.
Follow the instructions given on the
website www.robin-elliott.co.uk

6 Care Instructions

The Box of Delights is bespoke made
and care must be taken to keep it in good
working order.

DO NOT DROP - parts of the box are glass and
will break.

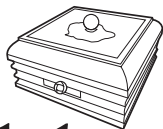
DO NOT LEAVE IN DIRECT SUNSHINE
DO NOT LEAVE ON OR NEAR A HEAT SOURCE
DO NOT GET WET OR DAMP

Cleaning - only use a soft clean cloth on
the Box of Delights to keep the dust away.

The Box of Delights Artificer's Edition
was made by Robin Elliott
www.robin-elliott.co.uk



The Box of Delights




Artificer's Edition



User's Manual


'I hoped that you would come, Master Kay, because other wolves are running. They're running after me, and they're running me very close. It's not me they want, it's my Box of Delights that you caught sight of at the inn. If I hand that to you, Master Kay, will you keep it for me, so that they don't get it?'

The Box of Delights
by John Masfield



Dear Boxer!
You have the box under your hand!
Will you keep it safe?
Now it's just a matter of showing you how
to master its immense magical power!

1 Turning on the Magic
On the bottom of the Box of the Delights
you will find a small switch in the corner.



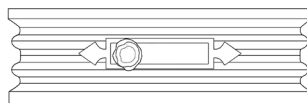
Push the button in the recess on the base
of the box.

The box will indicate that it is active by
blinking its lid light three times and also
emit a pleasant magical sound.

2 Operating the Rose Knob
Sitting centrally in the front of the box
in a recess is a golden rose. This controls
the box in six ways.

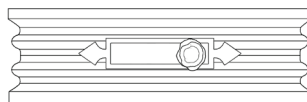
WARNING!
The Box of Delights is locked. It will only
open to those who know how the magic
works. Forcing it open will break the
delicate lock.

2a Slide Switch Left



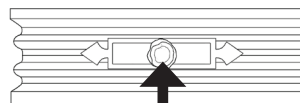
Short press: Go Swift!
Long press: Random effect

2 Slide Switch Right



Short press: Go Small!
Long press: Lock box

2c Push Switch Inwards



Short press: Opens The Box of Delights
Long press: Unlock Box

3 Random Effects

The box contains many interesting
sounds
and light effects. If the box is left
switched
on it will randomly select one of the
effects to show you its magic!

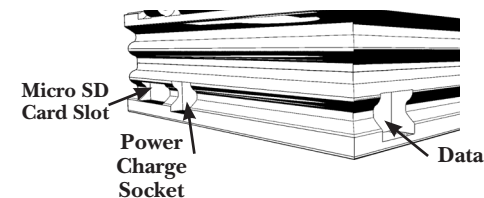
The Effect List is:
(Please note 2&3 are not part of the
random effects.)

1. Box of Delights Theme
2. "Go Small"
3. "Go Swift"
4. Herne the Hunter
5. Celestial Bells
6. Magic Waterfall
7. Bells
8. Time Travel
9. Tavern
10. Glisten
11. Fairytale
12. Twinkle
13. Void Space
14. Angels
15. Jungle Drums
16. Ancient Music
17. Bird Song
18. Wind & Rain
19. Tropical Jungle
20. Thunderstorm
21. Box Nowell

(Thanks to freesound.org for providing the sound
effects especially users: InspectorJ, Simphoid,
Ralexpx, Djlprojects, Slaking-97, DDMYZIK,
BOTPL, ERH, Thirsk. Box of Delights Theme from
the Carol Symphony by Victor Hely-Hutchinson
arranged and performed by Steve Priest. All other
music by Robin Elliott)

The microSD card that is supplied with the box
contains all of the above sound files.

4 Power
The back of the box has a single mini
USB port. This is for charging the
internal battery pack. You will also find a
micro SD card slot. A second mini USB
port on the left side of the box. This is
for Data only. From time to time there
will be firmware updates.



When the battery requires recharging the
box will not operate correctly. Plugging in
the charger will operate a red light by the
socket. When the light is blue the battery
is fully charged. You can see this via the
Micro SD Slot. The box will operate for
approximately 120mins on a full charge.

WARNING!
Power adapter must be attached to the
charge socket only! Do not leave charging
adapter unattended whilst charging.

5 Data

When updating the firmware attach the
USB cable to the Box of Delights and a
PC running Windows.
Follow the instructions given on the
website www.robin-elliott.co.uk

6 Care Instructions

The Box of Delights is bespoke made
and care must be taken to keep it in good
working order.

DO NOT DROP - parts of the box are glass and
will break.

DO NOT LEAVE IN DIRECT SUNSHINE
DO NOT LEAVE ON OR NEAR A HEAT SOURCE
DO NOT GET WET OR DAMP

Cleaning - only use a soft clean cloth on
the Box of Delights to keep the dust away.

The Box of Delights Artificer's Edition
was made by Robin Elliott
www.robin-elliott.co.uk